

PLAN A3 | 1 BED + 1 BATH + FLEX

INTERIOR 637 SF

EXTERIOR 63 SF (LEVEL 3, 8, 9)

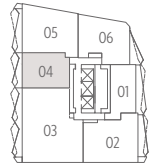
92 SF (ODD)

94 SF (EVEN)

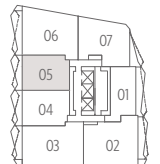
THE PACIFIC

BY GROSVENOR

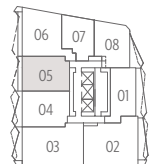
- 1 30" gas cooktop by Wolf
- 2 30" integrated hood fan by Faber
- 3 24" convection oven by Wolf
- 4 24" microwave by Wolf
- 5 30" integrated refrigerator with freezer drawers by Sub-Zero
- 6 12" full-height pull-out pantry by Snaidero
- 7 Integrated dining in custom kitchen island by Snaidero
- 8 24" integrated dishwasher by Miele
- 9 High-efficiency washer and dryer by Miele (side by side)
- 10 Custom closet by Snaidero



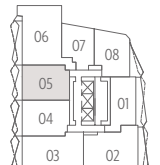
LEVEL 20-29



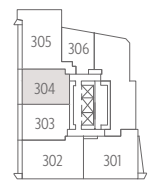
LEVEL 11-19



LEVEL 8-10



LEVEL 4-7



LEVEL 3



N

